
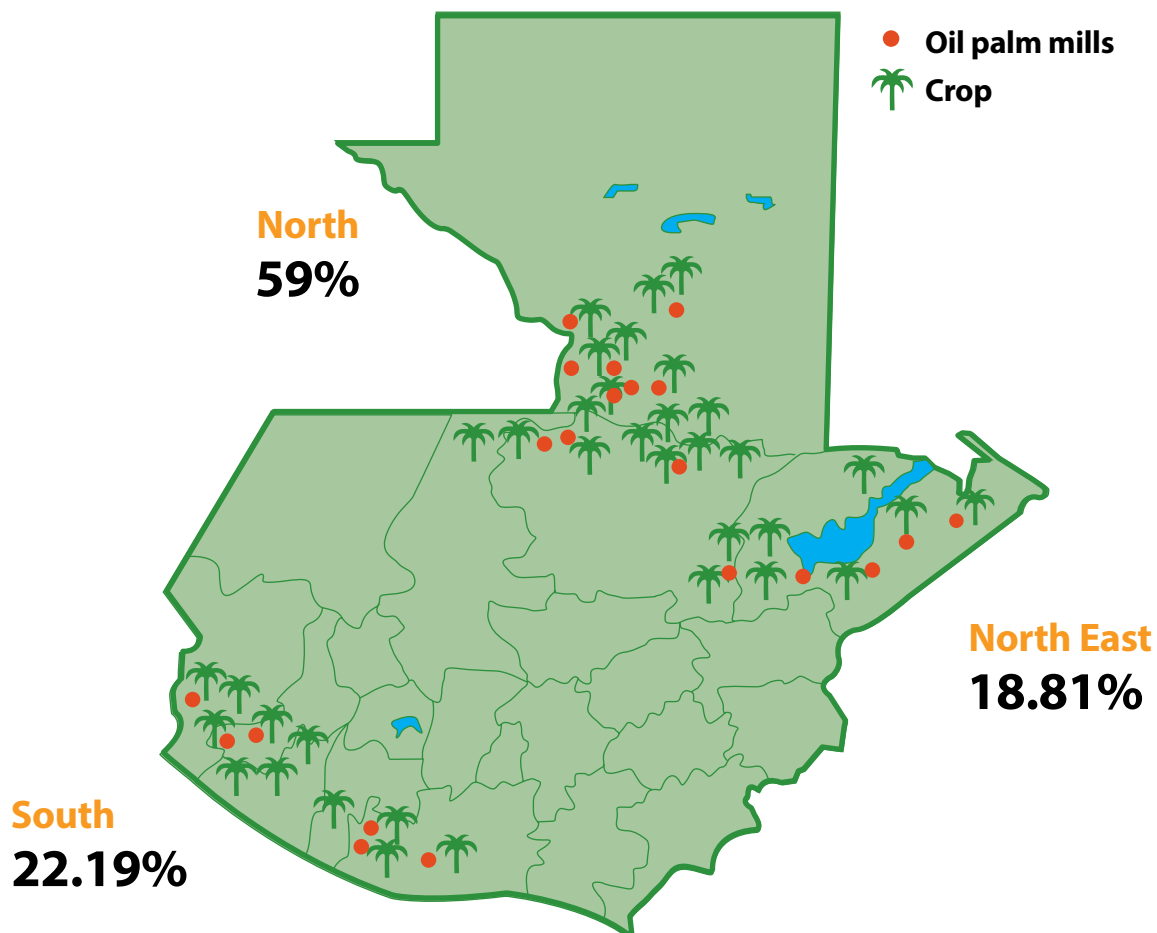


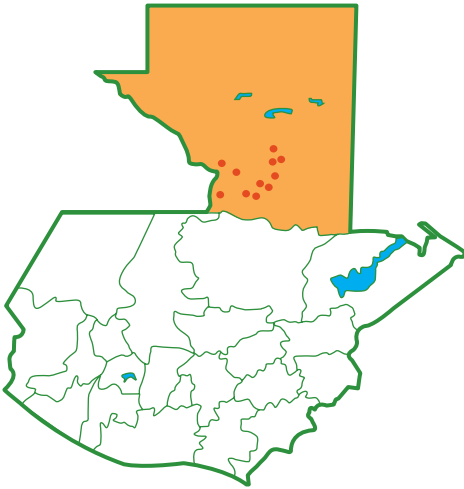
## Oil palm production in Guatemala



## Distribution of oil palm plantations and oil palm mills per palm-growing region

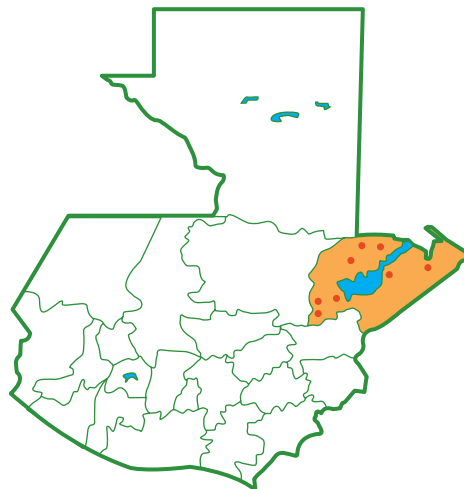


# Oil palm crops in Guatemala



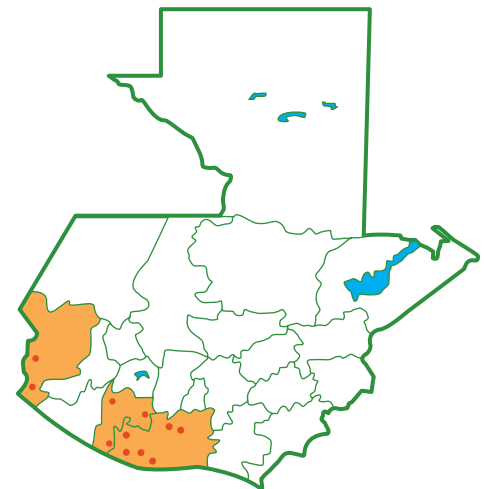
## Petén

The oil palm crop represents only **7%** of the agricultural land of the department.



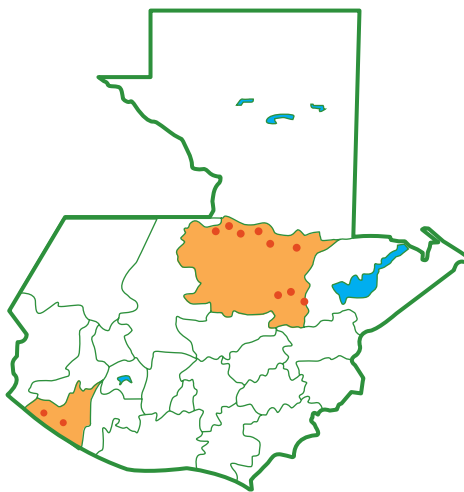
## Izabal

The oil palm crop represents **10%** of the agricultural land of the department.



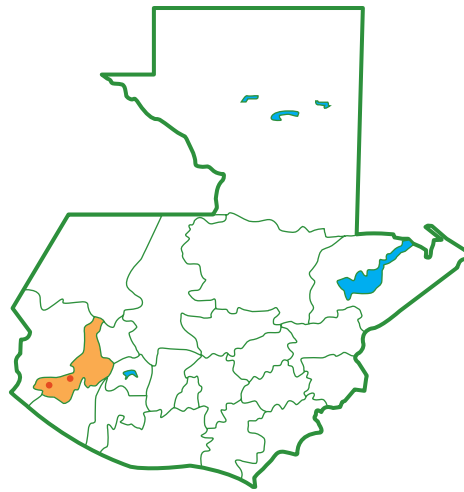
## Escuintla, San Marcos and Suchitepéquez

The oil palm crop represents **3%** of the agricultural land of each one of these departments.



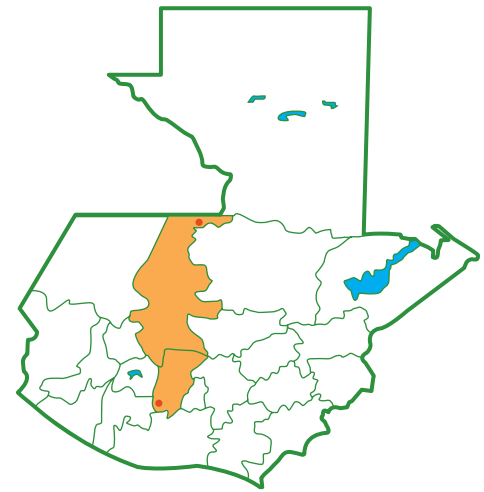
## Alta Verapaz and Retalhuleu

The oil palm crop represents **4%** of the agricultural land of the department of Alta Verapaz and **5%** of the agricultural land of the department of Retalhuleu.



## Quetzaltenango

The oil palm crop represents **7%** of the agricultural land of the department.



## Quiché and Chimaltenango

The oil palm crop represents **1%** of the agricultural land of the department de Quiché y el **0.14%** of the agricultural land of the department of Chimaltenango.

# Guatemalan palmculture, global benchmark of productivity and sustainability

MAJOR SOCIO-ECONOMIC IMPACTS IN 2020

The palm oil sector contributes

**1.13% of the country's GDP**

ANNUALLY, IT CREATES

**30 thousand** direct jobs  
**143 thousand** indirect jobs

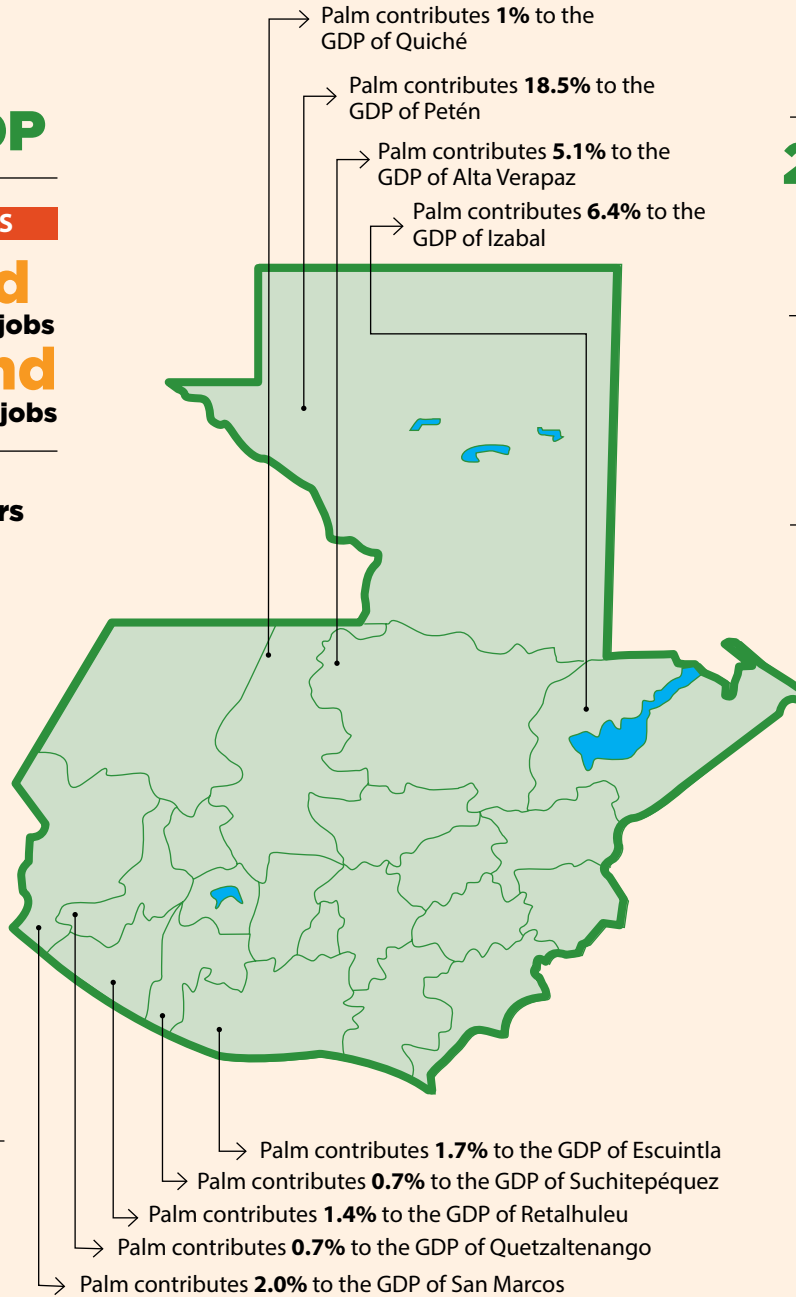
**235** oil palm growers

**55%** smallholders  
**33%** medium-sized producers  
**12%** large producers

**64%** of total production was certified by international standards such as RSPO and ISCC

**#1 IN LATIN AMERICA**

in terms of volume of sustainable certified palm oil



**#1 IN GLOBAL PRODUCTIVITY**

**21** oil palm mills installed nation-wide with capacity to process a total of 1,053 tFFB/hr

**5.6 tCPO/ha** average national yield  
(Global average is 3.8 tCPO/ha)

**23%** CPO extraction rate

**26 tRFF/ha** nation-wide average productivity  
(Global average is 18 tRFF/ha)

**Total production 2020**  
**880,000 tCPO**

**80%** for export | **20%** for local consumption

**GREPALMA** member of



8-0250-20-100-00  
valid license number



Red Guatemala  
APOYAMOS

**80% of the hectares**

associated to **GREPALMA** have signed the voluntary commitment to **zero deforestation**

# Guatemalan palm oil in the world

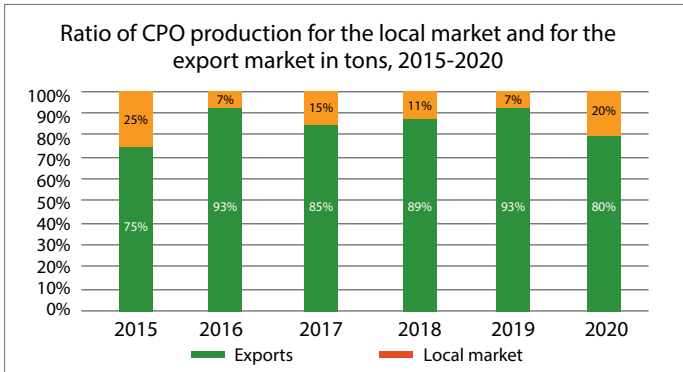
**Guatemala**  
**6<sup>th</sup>** global producer

**Guatemala**  
**3<sup>rd</sup>** global exporter

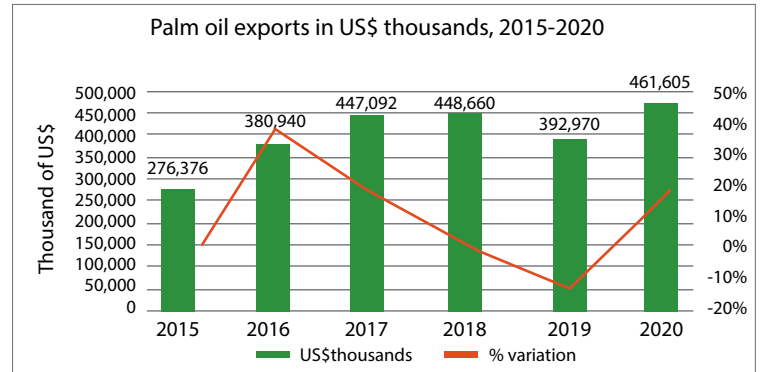
**80%** of the palm oil production was exported to the world in 2020

Forex generated

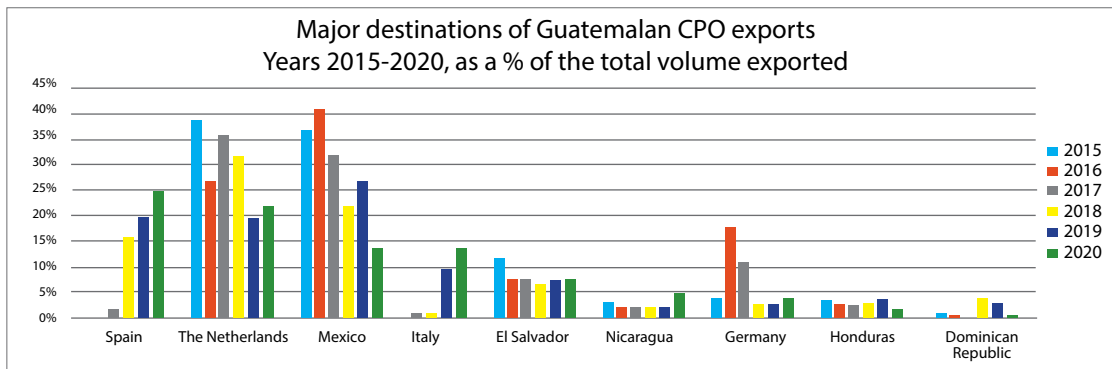
**USD 461,605,000**



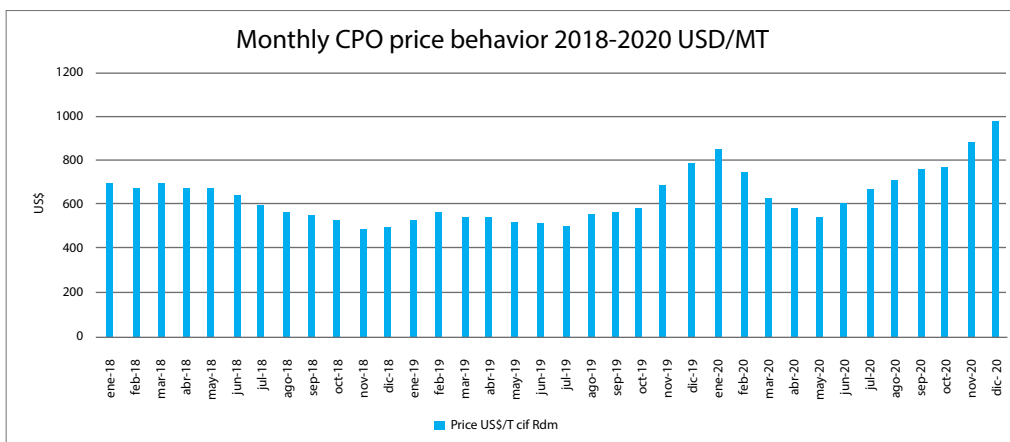
Source: Central American Business Intelligence (CABI).



Source: Central American Business Intelligence (CABI).



Source: Central American Business Intelligence (CABI).



Source: Central American Business Intelligence (CABI).

## Abbreviations

**CPO:** Crude Palm Oil

**ha(s):** Hectare(s)

**ISCC:** International Sustainability & Carbon Certification

**RSPO:** Roundtable on Sustainable Palm Oil

**t:** Metric tons

**tFFB/ha.:** Tons of fresh fruit bunches per hectare

**USD:** United States dollars

**“GUATEMALAN PALMCULTURE, GLOBAL PRODUCTIVITY AND SUSTAINABILITY BENCHMARK”**



[www.grepalma.org](http://www.grepalma.org)

[f](#) [in](#) [▶](#) /GREPALMA  
[info@grepalma.org](mailto:info@grepalma.org)